

QC5CA Series

3.2x5.0 4-Pad SMD All Ceramic Crystal Unit



Features

- All ceramic epoxy sealed SMD package
- Low in height, suitable for thin equipment
- Tight tolerance and stability available

Applications

- High density applications
- Modem, communication and test equipment

General Specifications

Frequency Range	8.000 to 48.000MHz (Fundamental)
Frequency Tolerance at 25°C	±20 to ±50ppm (±30ppm standard)
Frequency Stability over Temperature Range	See Stability vs. Temperature Table
Storage Temperature	-55 to +125°C
Aging per Year	±5ppm max.
Load Capacitance C_L	10 to 32pF and Series Resonance
Shunt Capacitance C_0	7.0pF max.
Equivalent Series Resistance (ESR)	See ESR Table
Drive Level	100µW typ. (500µW max)
Insulation Resistance (MΩ)	500 at 100Vdc ±15Vdc

Equivalent Series Resistance (ESR)

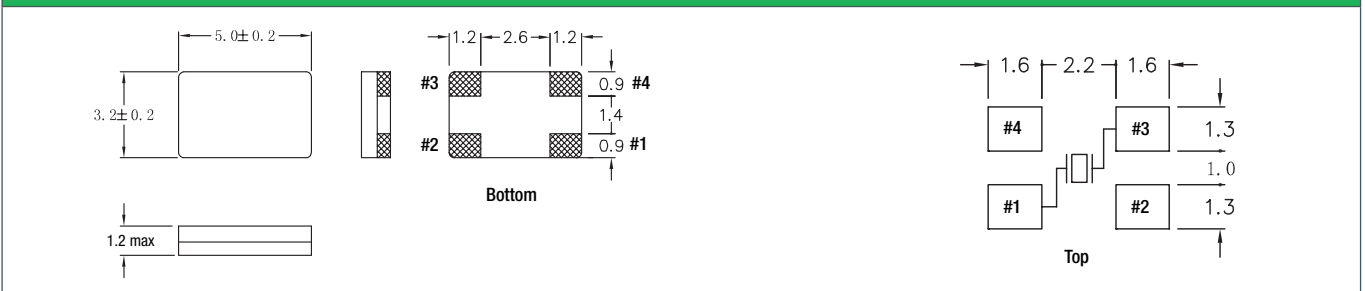
Frequency Range - MHz	Ω max.	Mode of Operation
8.000 to 10.000	100	Fundamental
10.001 to 12.000	80	Fundamental
12.001 to 16.000	60	Fundamental
16.001 to 48.000	30	Fundamental

Frequency Stability vs. Temperature

Operating Temperature	±20ppm	±30ppm	±50ppm
-20 to +70°C	○	○	○
-40 to +85°C	○	●	○

● standard ○ available

Mechanical Dimensions



Part Numbering Guide

Qantek Code	Package	Nominal Frequency (in MHz)	Vibration Mode	Load Capacitance	Operating Temperature Range	Frequency Tolerance	Frequency Stability	Packaging
Q = Qantek	C5CA = 3.2x5.0 4-Pad SMD	7 digits including the decimal point (f.i.e. 12.0000)	F = AT-Fund	S = Series 12 = 12pF 18 = 18pF 20 = 20pF etc.	A = -20 to +70°C B = -40 to +85°C	2 = ±20ppm 3 = ±30ppm 5 = ±50ppm	2 = ±20ppm 3 = ±30ppm 5 = ±50ppm	M = 250pcs Tape&Reel R = 1000pcs Tape&Reel

Example: QC5CA12.0000F12B33R bold letters = recommended standard specification



QANTEK Technology Corporation

Phone: +1 877-227-0440 (tollfree)

Fax: +1 877-227-0440 (tollfree)

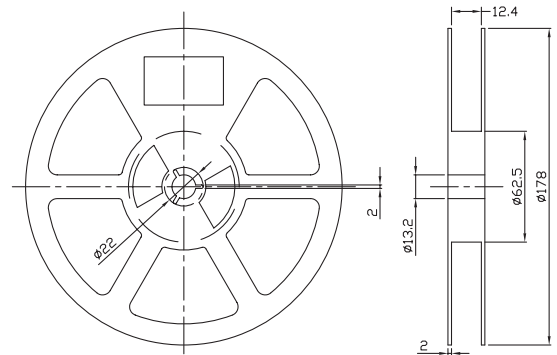
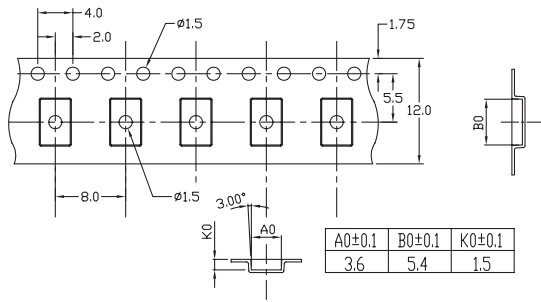
www.qantek.com

info@qantek.com

QC5CA Series

3.2x5.0 4-Pad SMD All Ceramic Crystal Unit

Tape and Reel Dimensions



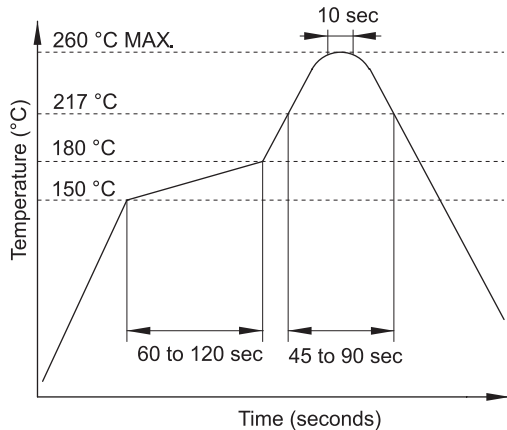
Marking Code Guide

Contains frequency, Qantek manufacturing code, production code (month and year) and load capacitance.

Month Codes				Year Codes						Load Capacitance Code in pF			
January	A	July	G	2017	7	2018	8	2019	9	pF	PN Code	pF	PN Code
February	B	August	H	2020	0	2021	1	2022	2	12	A	20	F
March	C	September	I	2023	3	2024	4	2025	5	18	B	22	G
April	D	October	J							8	C	30	H
May	E	November	K							10	D	32	I
June	F	December	L							16	E	S	S

Example: First Line: 12.000 (Frequency) Second Line: QA8A (Qantek - January - 2018 - 12 pF)

Solder Reflow Profile



Environmental Specifications

Mechanical Shock	MIL-STD-202, Method 213, C
Vibration	MIL-STD-202, Method 201 & 204
Thermal Cycle	MIL-STD, Method 1010, B
Gross Leak	MIL-STD-202, Method 112
Fine Leak	MIL-STD-202, Method 112

All specifications are subject to change without notice.



QANTEK Technology Corporation

Phone: +1 877-227-0440 (tollfree)

Fax: +1 877-227-0440 (tollfree)

www.qantek.com

info@qantek.com