

QC6CB Series

3.5x6.0 2-Pad SMD All Ceramic Crystal Unit

End of Life
12/31/2016
Replaced by QC6B Series



Features

- All ceramic epoxy sealed SMD package
- Low in height, suitable for thin equipment
- Tight tolerance and stability available

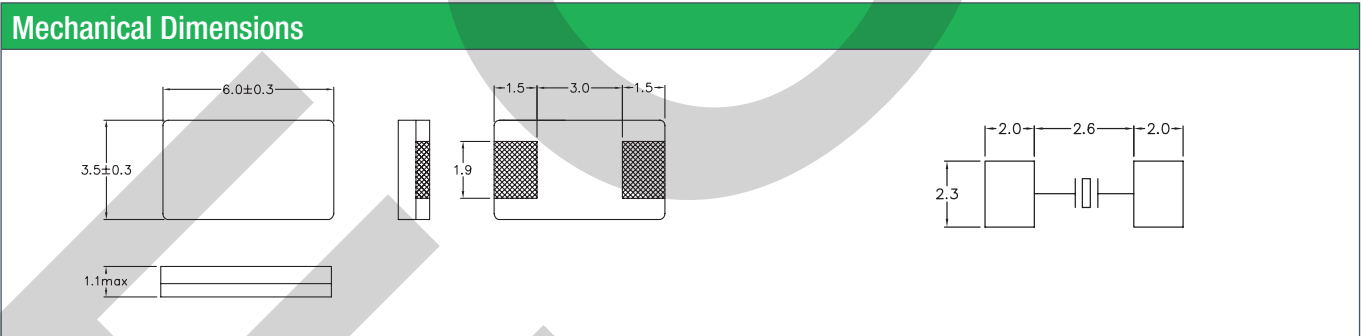
Applications

- High density applications
- Modem, communication and test equipment

General Specifications	
Frequency Range	8.000 to 40.000MHz (Fundamental)
Frequency Tolerance at 25°C	±20 to ±50ppm (±30ppm standard)
Frequency Stability over Temperature Range	See Stability vs. Temperature Table
Storage Temperature	-55 to +125°C
Aging per Year	±5ppm max.
Load Capacitance C_L	10 to 32pF and Series Resonance
Shunt Capacitance C_0	7.0pF max.
Equivalent Series Resistance (ESR)	See ESR Table
Drive Level	100µW typ. (500µW max)
Insulation Resistance (MΩ)	500 at 100Vdc ±15Vdc

Equivalent Series Resistance (ESR)		
Frequency Range - MHz	Ω max.	Mode of Operation
8.000 to 10.000	100	Fundamental
10.000 to 12.000	80	Fundamental
12.000 to 16.000	60	Fundamental
16.000 to 40.000	30	Fundamental

Frequency Stability vs. Temperature			
Operating Temperature	±20ppm	±30ppm	±50ppm
-20 to +70°C	○	○	○
-40 to +85°C	○	●	○
● standard ○ available			



Part Numbering Guide

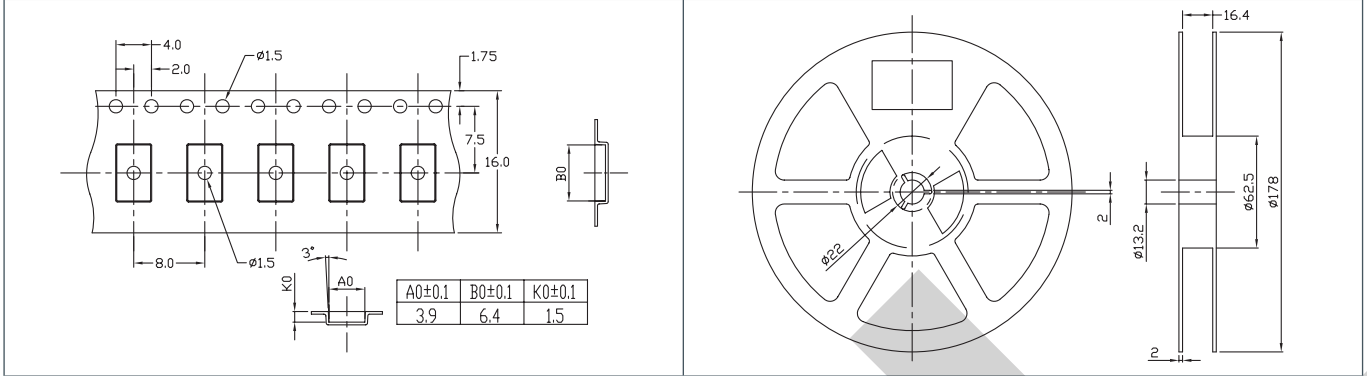
Qantek Code	Package	Nominal Frequency (in MHz)	Vibration Mode	Load Capacitance	Operating Temperature Range	Frequency Tolerance	Frequency Stability	Packaging
Q = Qantek	C6CB = 3.5x6.0 2-Pad SMD	7 digits including the decimal point (f.i.e. 12.0000)	F = AT-Fund	S = Series 12 = 12pF 18 = 18pF 20 = 20pF etc.	A = -20 to +70°C B = -40 to +85°C	2 = ±20ppm 3 = ±30ppm 5 = ±50ppm	2 = ±20ppm 3 = ±30ppm 5 = ±50ppm	M = 250pcs Tape&Reel R = 1000pcs Tape&Reel
Example: QC6CB12.0000F12B33R					bold letters = recommended standard specification			



QANTEK Technology Corporation
Phone: +1 877-227-0440 (tollfree)
Fax: +1 877-227-0440 (tollfree)

www.qantek.com
info@qantek.com

Tape and Reel Dimensions



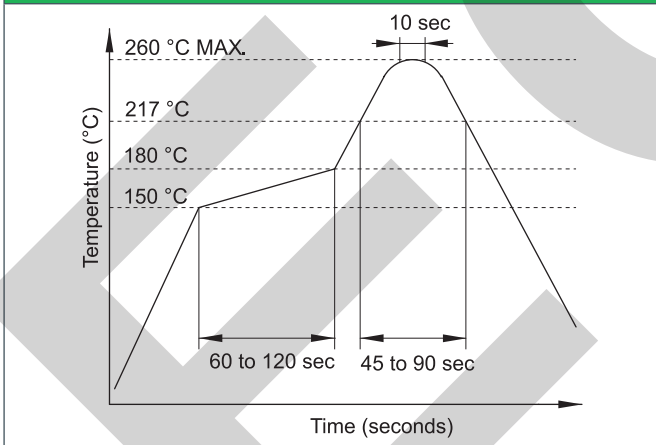
Marking Code Guide

Contains frequency, Qantek manufacturing code, production code (month and year) and load capacitance.

Month Codes				Year Codes						Load Capacitance Code in pF			
January	A	July	G	2010	0	2011	1	2012	2	pF	PN Code	pF	PN Code
February	B	August	H	2013	3	2014	4	2015	5	12	A	20	F
March	C	September	I							18	B	22	G
April	D	October	J							8	C	30	H
May	E	November	K							10	D	32	I
June	F	December	L							16	E	S	S

Example: First Line: 12.000 (Frequency) Second Line: QA1A (Qantek - January - 2011 - 12 pF)

Solder Reflow Profile



Environmental Specifications

Mechanical Shock	MIL-STD-202, Method 213, C
Vibration	MIL-STD-202, Method 201 & 204
Thermal Cycle	MIL-STD, Method 1010, B
Gross Leak	MIL-STD-202, Method 112
Fine Leak	MIL-STD-202, Method 112

All specifications are subject to change without notice.