

QTM26T Series

2.0x6.0 Metal Cylindrical Tuning Fork



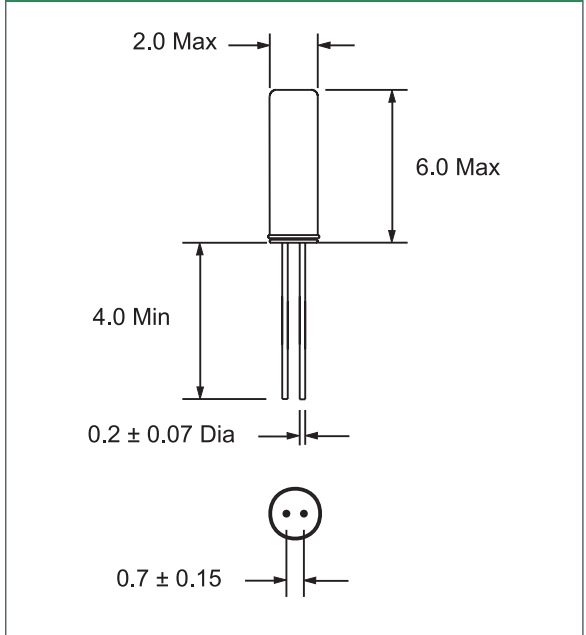
Features

- An industry-standard source of 32.768kHz clock signals
- Excellent shock resistance and environmental capability
- RoHS compliant by exemption
- A high build quality component at low cost

General Specifications

Nominal Frequency	32.768 kHz
Frequency Tolerance at 25°C	±20ppm
Temperature Coefficient	-0.034ppm/Δ °C ²
Temperature Range (Operating)	-40 to +85°C
Storage Temperature	-55 to +125°C
Load Capacitance C _L	6.0pF, 12.5pF
Shunt Capacitance C ₀	1pF typ.
Motional Capacitance C ₁	2.5fF typ.
Equivalent Series Resistance (ESR)	50KΩ max.
Drive Level	1μW max.
Aging per Year	±3ppm max.
Insulation Resistance (M Ω)	500mΩ min.
Quality Factor	80000 typ.
Capacitance Ratio	400 typ.
Resistance to Shock	±5ppm maximum offset from 75cm drop test in all axes on to a hard surface
Turnover Temperature	25°C ±5°C

Mechanical Dimensions



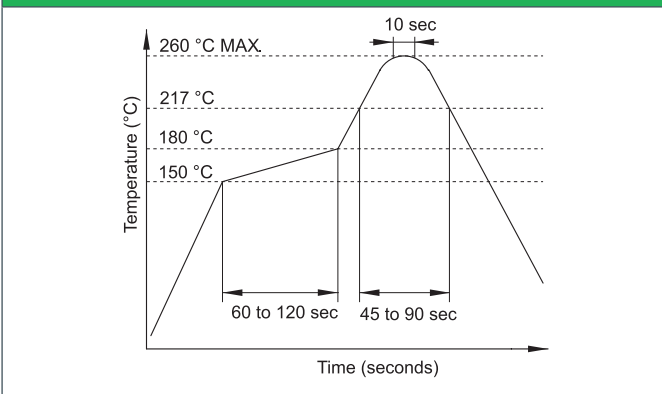
Part Numbering Guide

Qantek Code	Package	Nominal Frequency (in kHz)	Load Capacitance	Operating Temperature Range	Frequency Tolerance	Packaging
Q = Qantek	TM26T = 2.0x6.0 Metal SMD	32.768	06 = 6pF 12 = 12.5pF	B = -40 to +85°C	2 = ±20ppm	B = Bulk (1000 pcs/bag)
Example: QTM26T32.76812B2B						bold letters = recommended standard specification

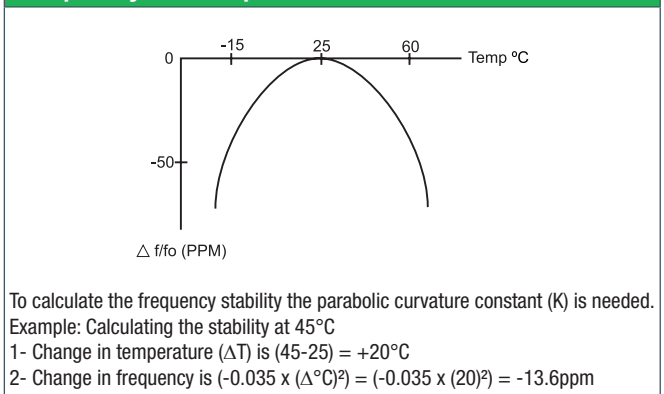
Marking Code Guide

Contains manufacturer code / lot code

Solder Reflow Profile



Frequency vs. Temperature Characteristics



QANTEK Technology Corporation
 Phone: +1 877-227-0440 (tollfree)
 Fax: +1 877-227-0440 (tollfree)

www.qantek.com
 info@qantek.com